

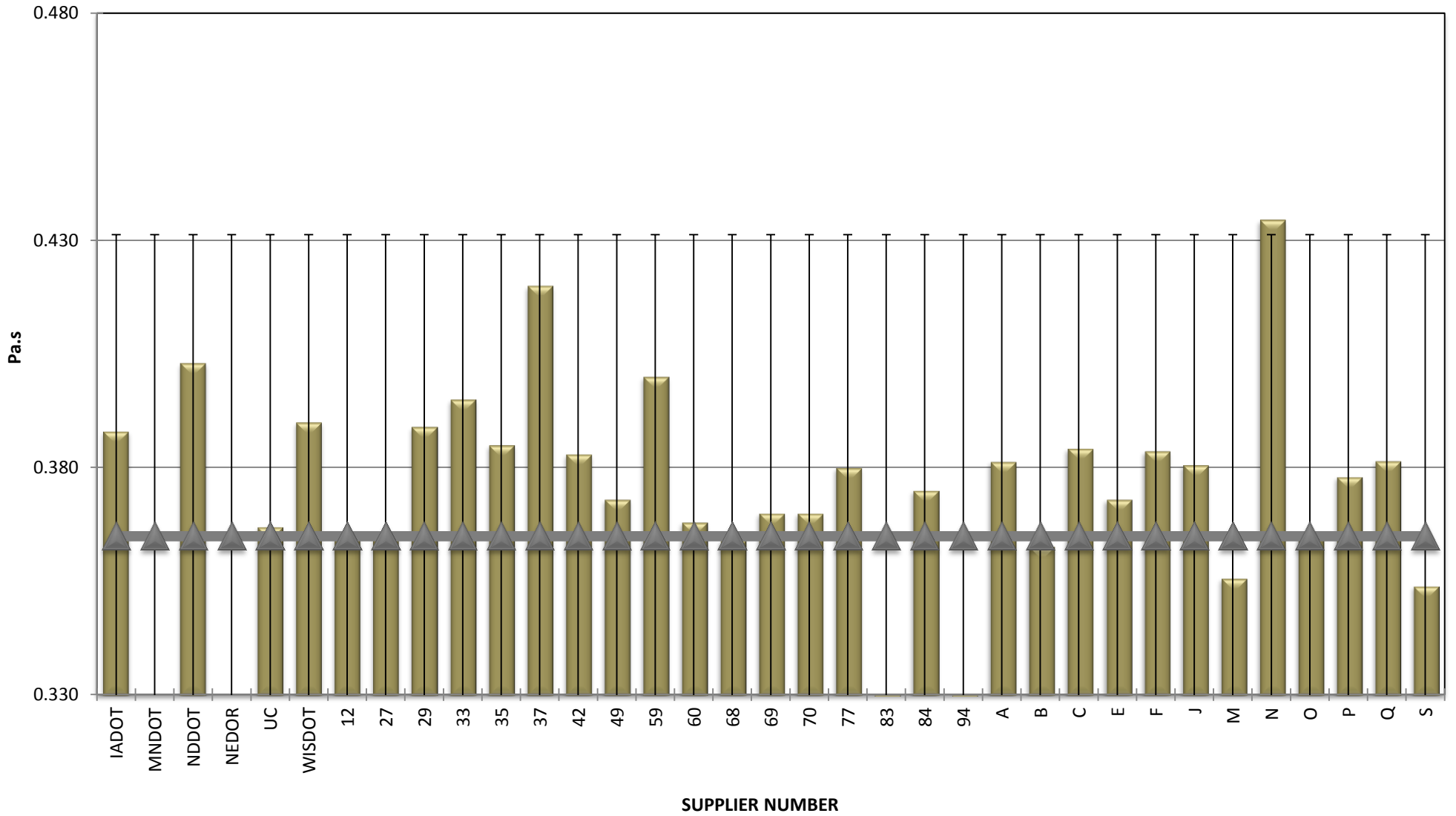
**COMBINED STATE BINDER GROUP ROUND ROBIN SUMMARY B 2015-3**  
64-22

Supplier Number	Rotational Viscosity (Pa.s) @135°C	DSR Original (kPa)	DSR RTFO (kPa)	DSR PAV (kPa)	Mass Loss (%) @163°C	BBR S-value (MPa)	BBR m-value	Jnr @ 100 Pa	% Recov. @ 100 Pa	Jnr @ 3200 Pa	% Recov. @ 3200 Pa
IADOT	0.388	1.12	2.790	3,910	0.625	206	0.352	1.376	5.12	1.439	2.48
MNDOT		1.08	2.350	2,910	0.700	188	0.337	1.446	4.37		2.22
NDDOT	0.403	1.13	2.810	3,811	0.706	213	0.343	1.332	4.90	1.419	2.40
NEDOR		1.11	3.890	4,411	0.654	223	0.331	0.941	6.02	0.983	4.74
UC	0.367	1.13	2.810	3,616	0.632	223	0.348	1.354	5.90	1.514	2.10
WISDOT	0.390	1.18	2.880	3,087	0.584	200	0.362	1.320	5.87	1.450	2.54
12	0.365	1.08	2.900	3,670	0.788	213	0.344				
27	0.365	1.08	2.700	3,770	0.553	208	0.354	1.415	4.63	1.513	1.68
29	0.389	1.10	2.840	4,508	0.734	215	0.349	1.394	4.36	1.463	2.55
33	0.395	1.09	2.860	3,670	0.580	214	0.344	1.341	4.67	1.426	1.98
35	0.385	1.16	3.100	3,520	0.736	214	0.344				
37	0.420	1.18	2.960	4,171	0.689	212	0.345	1.350	5.16	1.450	2.50
42	0.383	1.11	2.910	3,690	0.816	198	0.359	1.332	5.18	1.425	2.15
49	0.373	1.10	2.850	3,710	0.667	204	0.339	1.367	4.49	1.452	1.99
59	0.400	1.15	2.936	3,723	0.514			1.300	5.98		2.78
60	0.368	1.02	2.500	3,670	0.723	212	0.351	1.609	3.88	1.715	1.47
68	0.364	1.11	3.110	3,982		203	0.342	1.220	8.98	1.330	3.17
69	0.370	1.22	2.780	3,361	0.493	188	0.358	1.384	5.20	1.528	2.10
70	0.370	1.10	2.899	3,272	0.670	197	0.370	1.296	5.25	1.381	2.82
77	0.380	1.05	2.360	3,820	0.518	195	0.361	1.620	3.98		1.12
83	0.195	1.10	3.115	3,638	0.620	212	0.338	1.240	6.77	1.339	2.95
84	0.375	1.12	2.850	3,779	0.660	217	0.346	1.354	5.12	1.449	1.98
94	0.042	1.12	3.190	3,273	0.532	155	0.359	1.213	6.01		3.20
A	0.381	1.07	3.003	4,039	0.700	208	0.355	1.313	5.10	1.397	1.97
B	0.363	1.25	2.967	4,313	0.655	196	0.342	1.273	6.30	1.468	2.78
C	0.384	1.10	2.816	3,694	0.559	191	0.342	1.437	4.85	1.532	2.36
E	0.373	1.13	3.025	3,616	0.753	206	0.348	1.258	5.16	1.340	2.41
F	0.384	1.11	2.843	3,822	0.618	208	0.348	1.378	4.92	1.469	2.31
J	0.381	1.09	2.859	3,697	0.658	206	0.349	1.302	4.81	1.435	1.79
M	0.356	1.03	2.377	3,493	0.625	177	0.348		4.47		4.10
N	0.435	1.16	2.935	4,025	0.458	212	0.344	1.265	7.63	1.395	2.24
O	0.365	1.06	2.685	3,595	0.375	191	0.345	1.459	4.41	1.549	1.92
P	0.378	1.15	2.905	3,590	0.573	211	0.360	1.375	6.08	1.465	2.61
Q	0.382	1.15	3.005	3,561	0.681	207	0.356	1.255	5.71	1.340	2.82
S	0.354	1.10	2.745	3,720	0.731	193	0.354	1.415	4.31	1.501	1.87
U	0.382	1.08	2.810	3,610	0.608	201	0.340	1.325	5.70	0.930	2.24
V	0.368	1.09	2.880	3,690	0.663	208	0.350	1.303	5.40	1.395	2.07
Average	0.365	1.11	2.871	3,714	0.635	203	0.349	1.340	5.33	1.416	2.41
Std. Dev.	0.066	0.05	0.260	324	0.094	13	0.008	0.115	1.02	0.147	0.68
Coef. of Var.	18.191	4.20	9.038	9	14.872	6	2.366	8.601	19.18	10.377	28.17



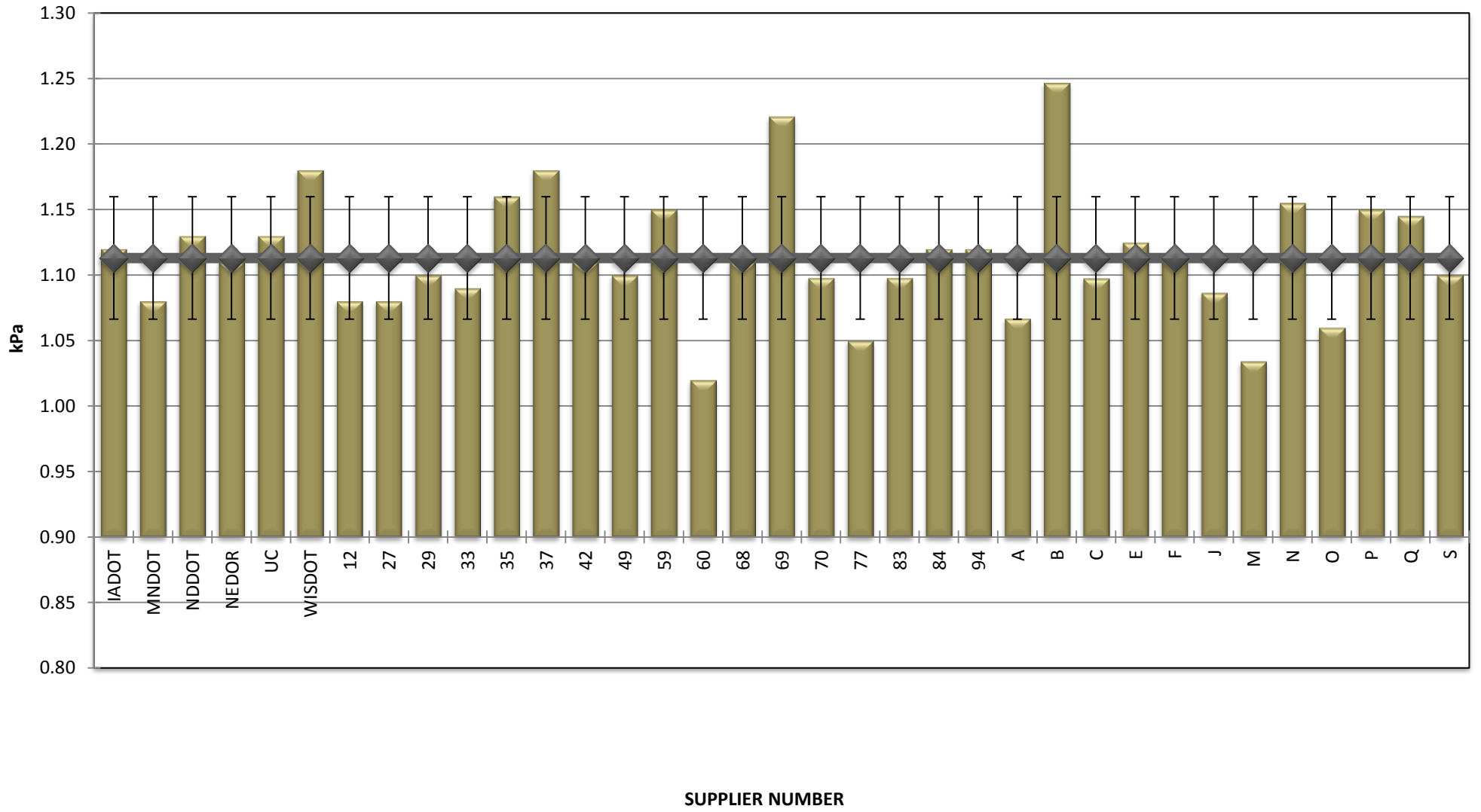
COMBINED STATE BINDER GROUP ROUND ROBIN  
SUMMARY B 2015-3  
64-22

ROTATIONAL VISCOSITY



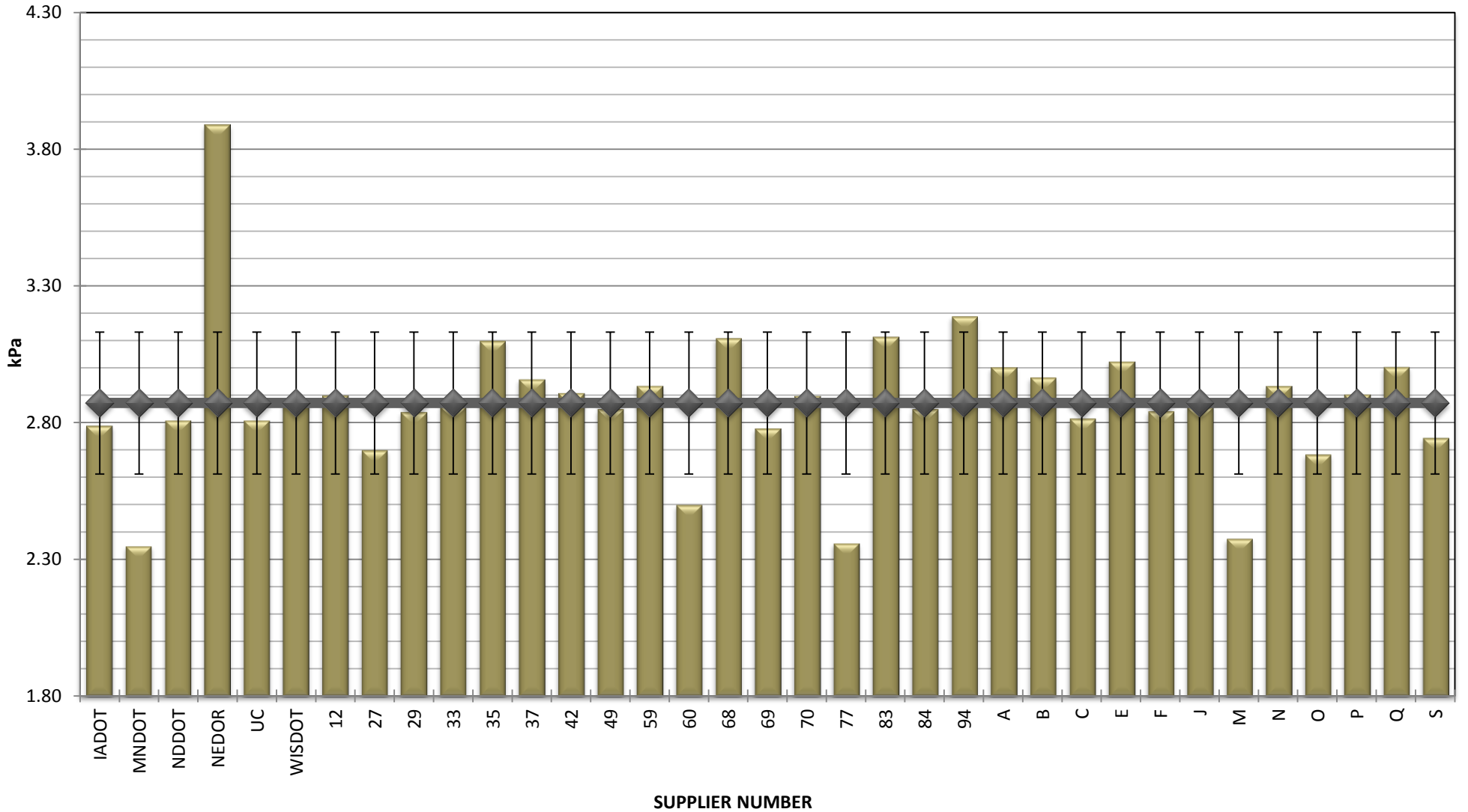
**COMBINED STATE BINDER GROUP ROUND ROBIN  
SUMMARY B 2015-3  
64-22**

**DSR - ORIGINAL**



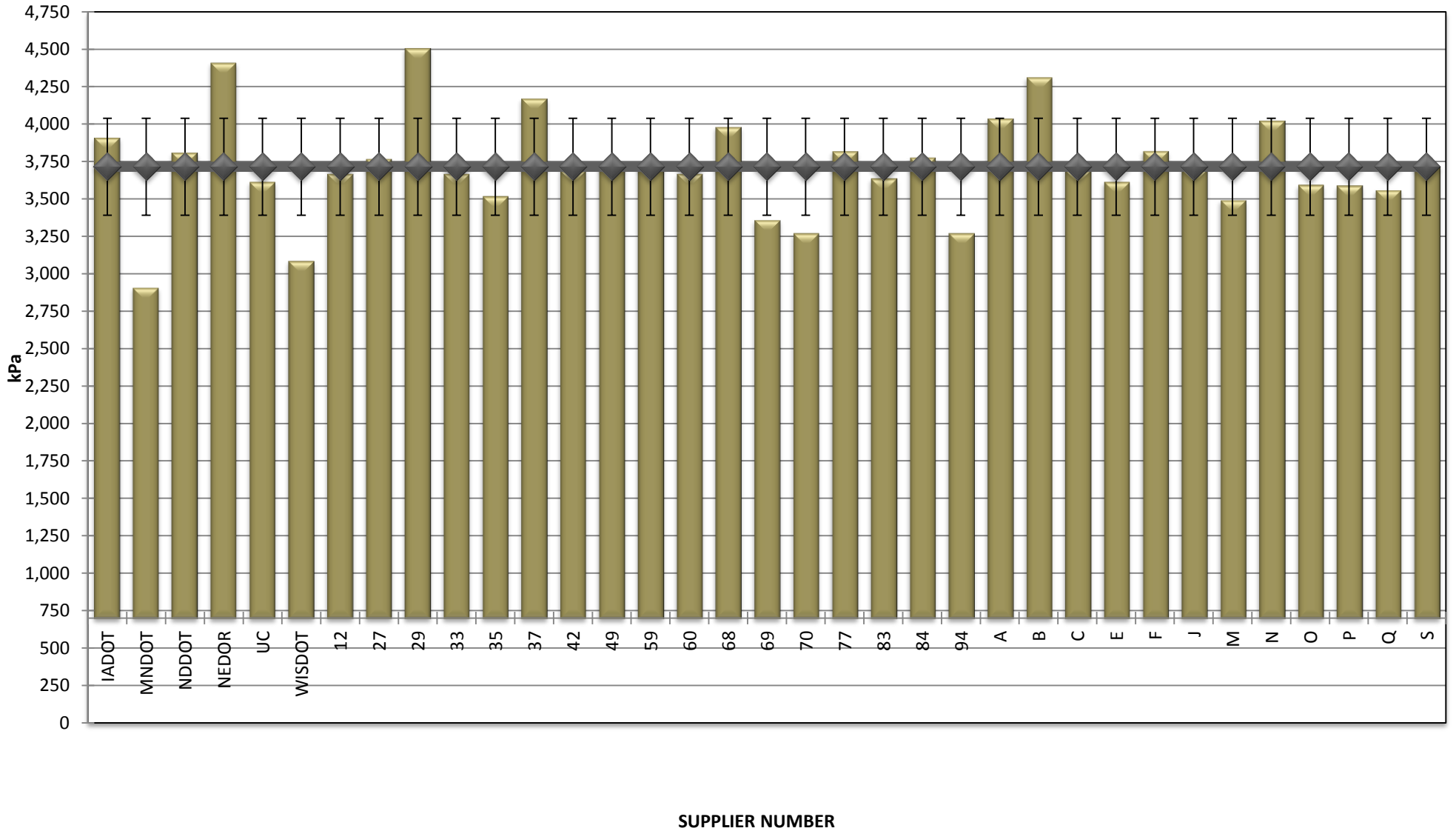
**COMBINED STATE BINDER GROUP ROUND ROBIN  
SUMMARY B 2015-3  
64-22**

**DSR - RTFO**



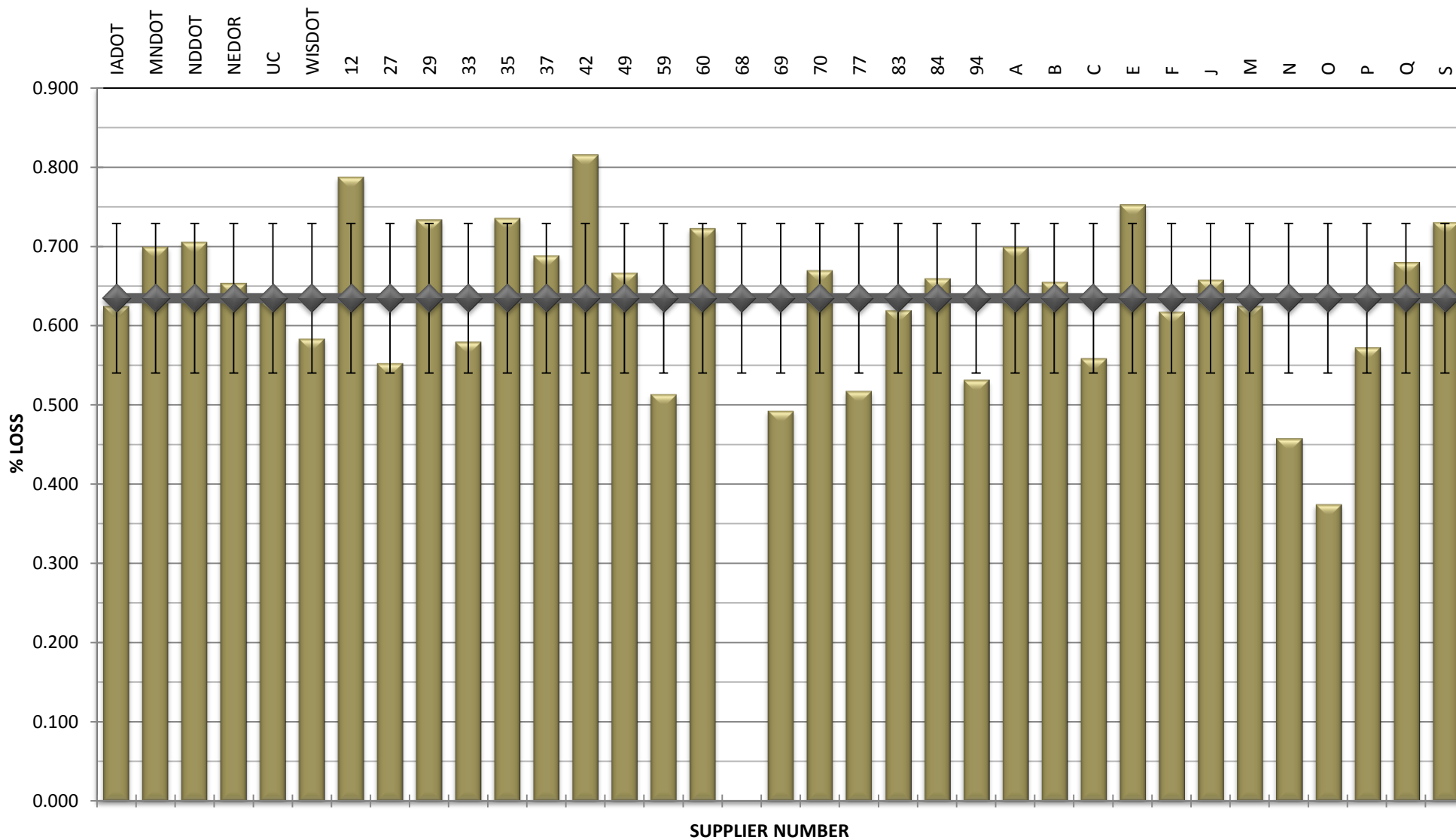
**COMBINED STATE BINDER GROUP ROUND ROBIN  
SUMMARY B 2015-3  
64-22**

**DSR - PAV**



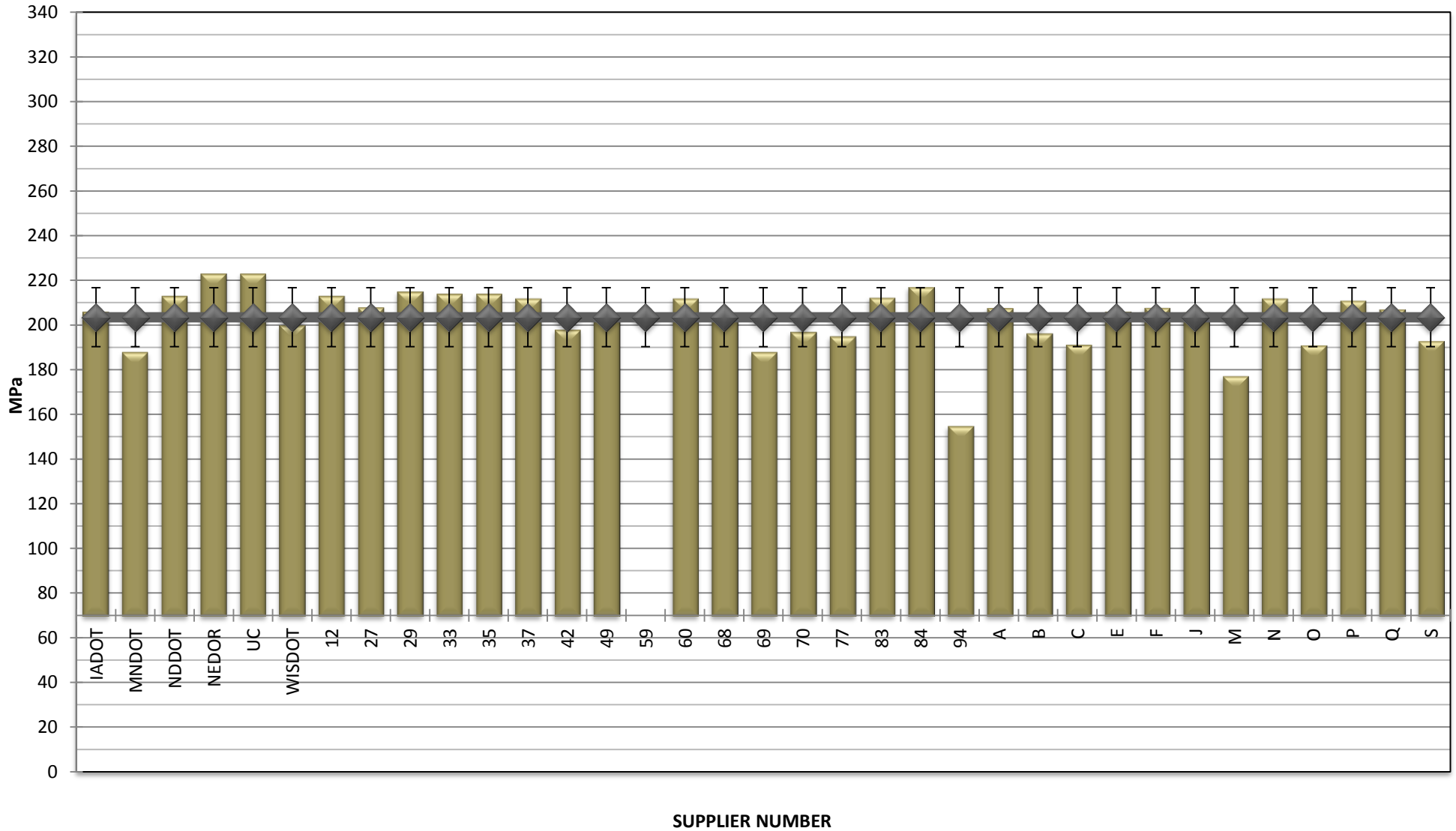
**COMBINED STATE BINDER GROUP ROUND ROBIN  
SUMMARY B 2015-3  
64-22**

**RTFO MASS LOSS**



COMBINED STATE BINDER GROUP ROUND ROBIN  
SUMMARY B 2015-3  
64-22

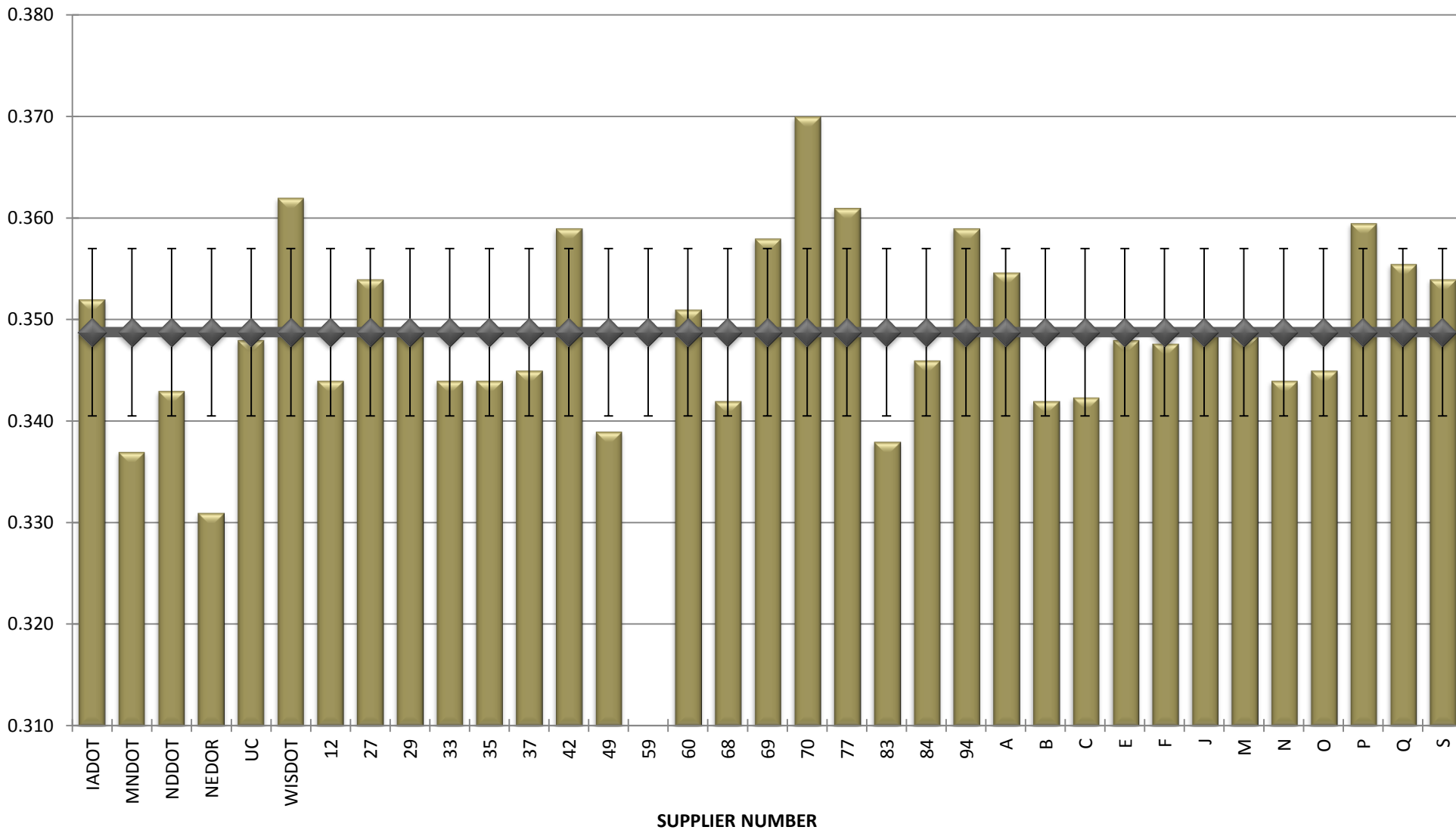
BBR STIFFNESS





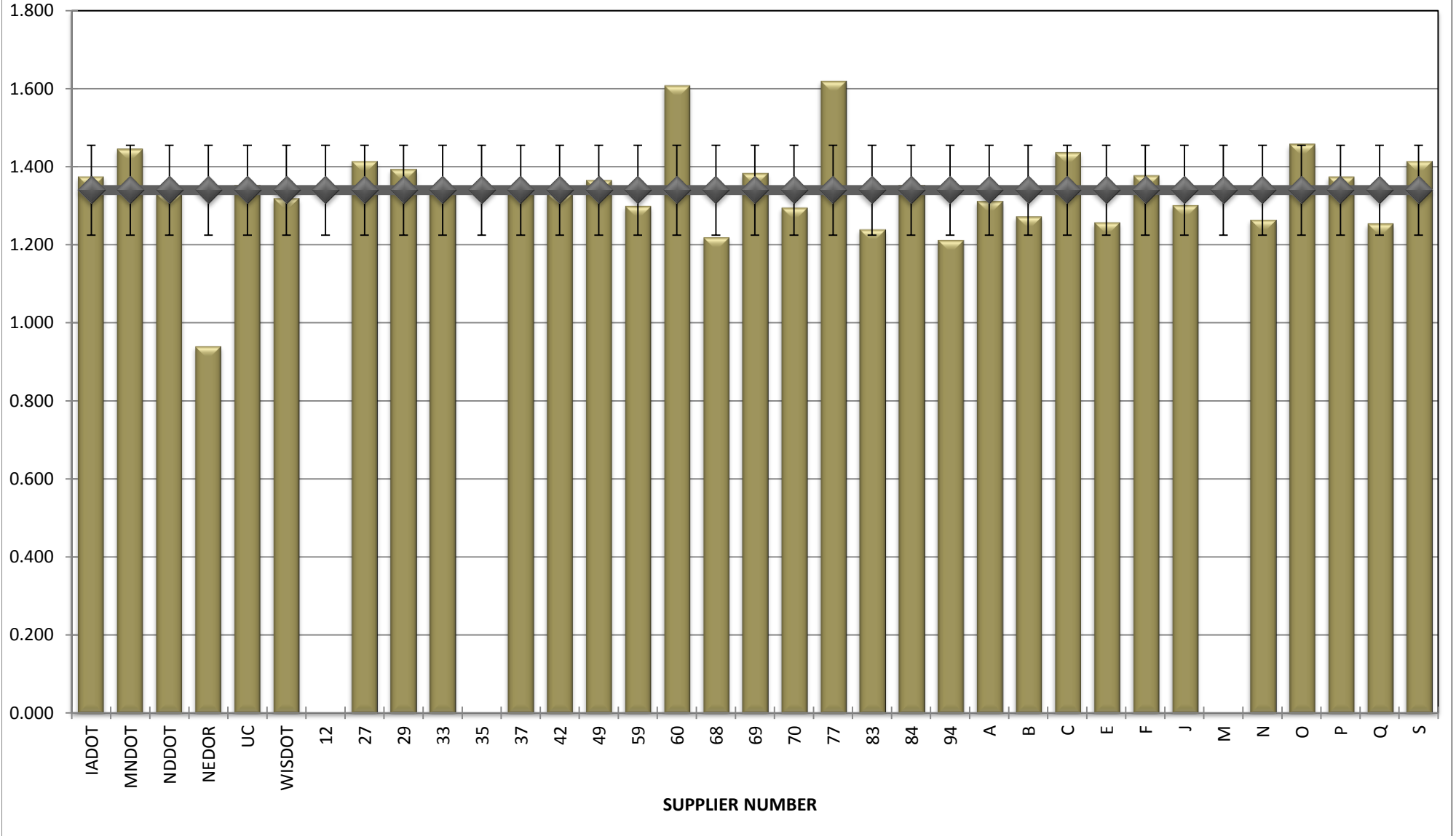
**COMBINED STATE BINDER GROUP ROUND ROBIN  
SUMMARY B 2015-3  
64-22**

**BBR m-VALUE**



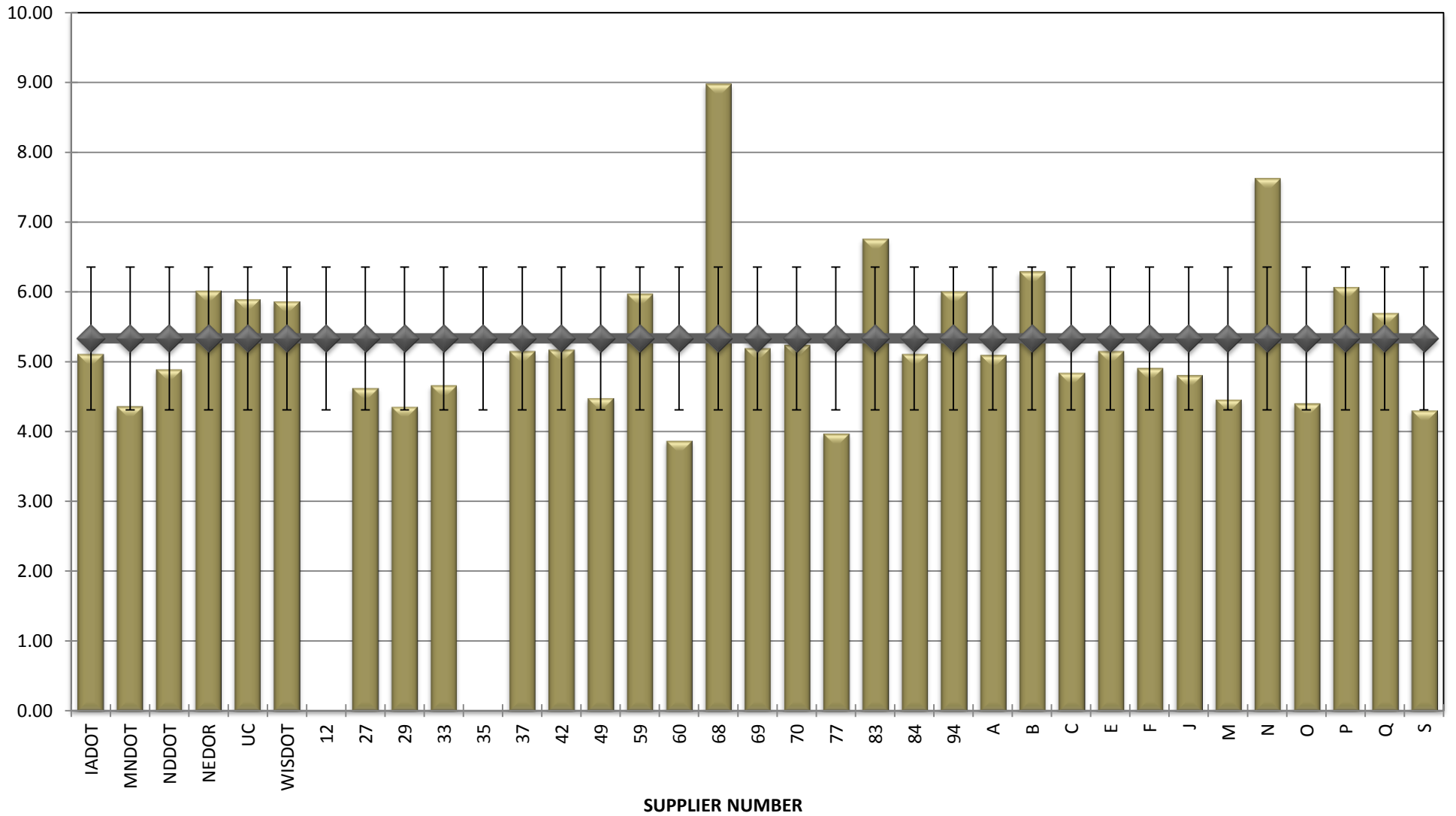
**COMBINED STATE BINDER GROUP ROUND ROBIN  
SUMMARY B 2015-3  
64-22**

**Jnr @ 100 Pa**



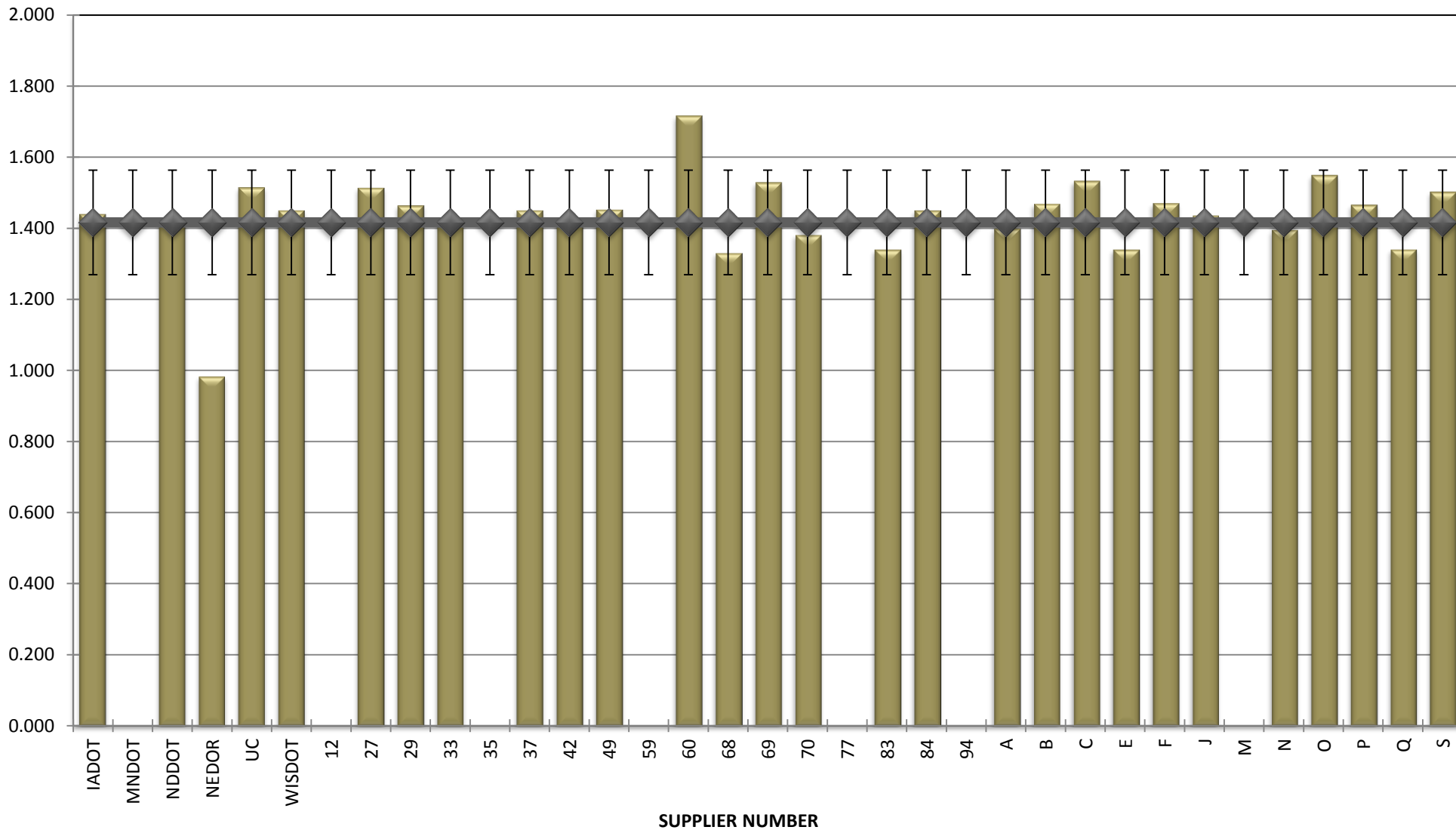
**COMBINED STATE BINDER GROUP ROUND ROBIN  
SUMMARY B 2015-3  
64-22**

**% Recovery @ 100 Pa**



**COMBINED STATE BINDER GROUP ROUND ROBIN  
SUMMARY B 2015-3  
64-22**

**Jnr @ 3200 Pa**



**COMBINED STATE BINDER GROUP ROUND ROBIN  
SUMMARY B 2015-3  
64-22**

**% Recovery @ 3200 Pa**

